

TECHNICAL DATA

ABB i-bus® KNX

SUG/U 1.1

Split Unit Gateway



Description of product

The Split Unit Gateway converts KNX commands to infrared commands which are used to manage climate control equipment (split units).

The device is installed near the split unit in a flush-mounted or wall-mounted box. The transmission diode in the supplied cable is bonded to the receiver of the split unit itself.

The device is supplied with power via the KNX bus voltage; no additional power supply is required.

Technical data		
Technical data	Supply voltage	Via ABB i-bus® KNX (21...31 V DC)
	Power loss P	Max. 0.4 W
	Current consumption	Max. 12 mA
Connections	KNX	Bus connection terminal, screwless
	IR cable connection socket	Plug-in terminal
	IR cable	Length 2 m
Operating and display elements	Red LED and button	For assignment of the physical address
Protection degree	IP 20 in the installed state	Compliant to EN 60 529
Protection class	III	To EN 61 140
Isolation category	Overvoltage category	III according to EN 60 664-1
	Pollution degree	2 to EN 60 664-1
KNX safety extra low voltage	SELV 30 V DC	
Temperature range	Operation	-5 °C...+45 °C
	Storage	-25 °C...+70 °C
	Transport	-25 °C...+55 °C
Ambient conditions	Maximum air humidity	95 %, no condensation allowed
	Atmospheric pressure	Atmosphere up to 2,000 m
Design	Dimensions	39 x 40 x 12 mm (H x W x D)
Installation	In a wall box	Flush-mounted or wall-mounted
Mounting position	any	
Weight	0.02 kg	
Housing, color	Plastic, halogen free, gray	
Approvals	KNX to EN 50 090-1, -2	
CE marking	In accordance with the EMC directive and low voltage directive	

Software				
Device type	Application	Max. number of group objects	Max. number of group addresses	Max. number of associations
SUG/U 1.1	Split Unit Gateway/...*	30	255	255

* ... = Current version number of the application. **Please refer to the software information on our website for this purpose.**

Ordering details					
Device type	Product Name	Order No.	bbn 40 16779 EAN	Weight 1 pcs. [kg]	Packaging [pcs.]
SUG/U 1.1	Split Unit Gateway, FM	2CDG110207R0011	99736 2	0.02	1

NOTE

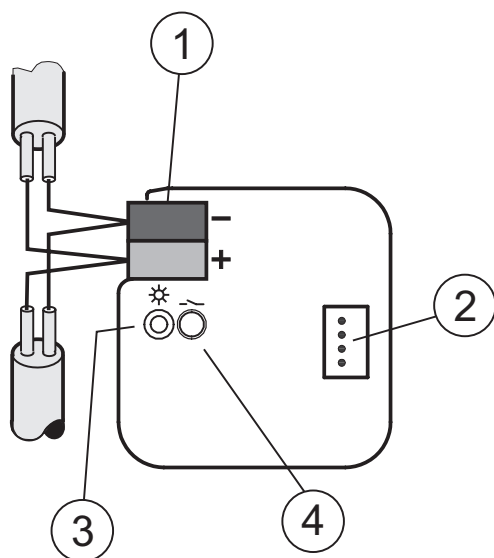
Please refer to the SUG/U 1.1 Split Unit Gateway product manual for a detailed description of the application. It is available free of charge at www.abb.com/knx.

The Engineering Tool Software, ETS, version 4.2.0, 5.5.3 or later, and the current device application are required for programming.

The current application is available for download on the Internet at www.abb.com/knx along with the corresponding software information. After import into ETS it appears in the Catalogs window under Manufacturers/ABB/Heating Ventilation Air conditioning.

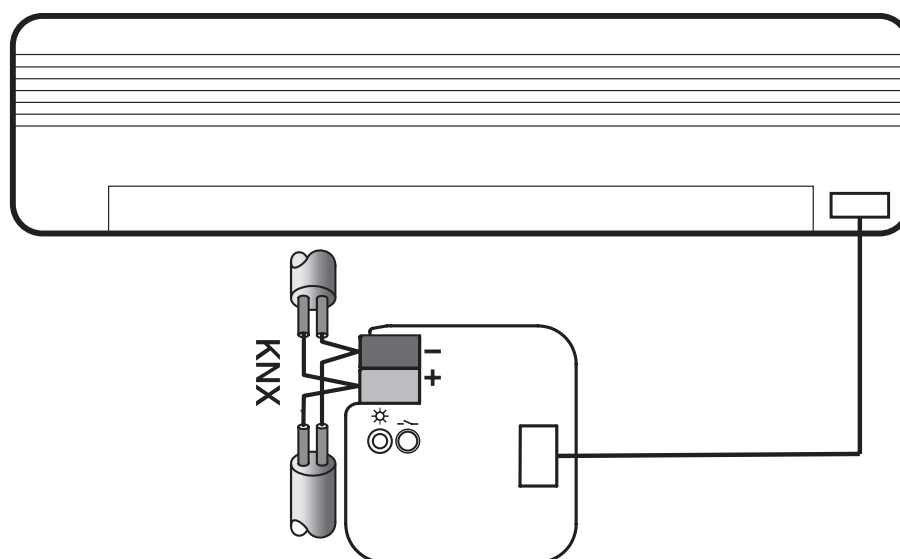
The device does not support the locking function of a KNX device in ETS. If you use a BCU code to inhibit access to all the project devices, this has no effect on this device. Data can still be read and programmed.

Connection

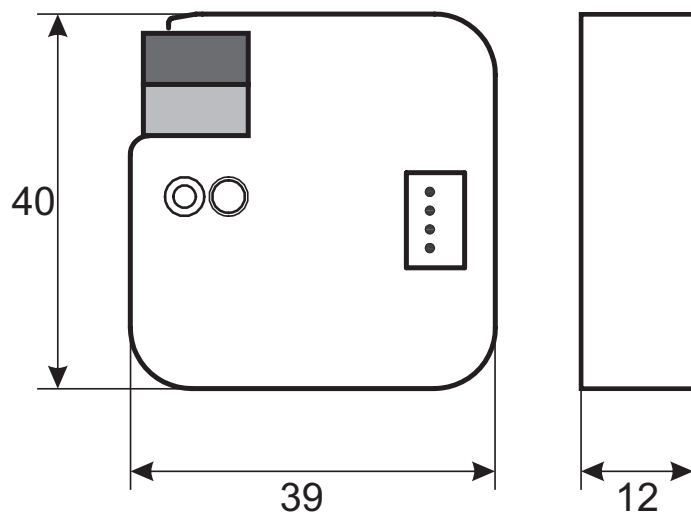


LEGEND

- 1 Bus connection terminal
- 2 IR cable connection socket
- 3 Programming LED
- 4 Programming button



Dimension drawing






ABB STOTZ-KONTAKT GmbH

Eppelheimer Straße 82
69123 Heidelberg, Germany
Telefon: +49 (0)6221 701 607
Telefax: +49 (0)6221 701 724
E-Mail: knx.marketing@de.abb.com

Further Information and Local Contacts:
www.abb.com/knx

© Copyright 2017 ABB. We reserve the right to make technical changes or modify the contents of this document without prior notice. With regard to purchase orders, the agreed particulars shall prevail. ABB AG does not accept any responsibility whatsoever for potential errors or possible lack of information in this document. We reserve all rights in this document and in the subject matter and illustrations contained therein.

Any reproduction, disclosure to third parties or utilization of this contents - in whole or in parts - is forbidden without prior written consent of ABB AG.